



Bartels Rotation 2553–2566 – Daily Averages
Leakage Current – M1A – Ground Side
(03–Oct–2020 thru 15–Oct–2021) (277/2020 thru 288/2021)




Jan Apr Jul Oct
time (03–Oct–2020 to 16–Oct–2021)

Bartels Rotation 2553-2566 – Daily Averages
Leakage Current – M1A – High Voltage Side
(03-Oct-2020 thru 15-Oct-2021) (277/2020 thru 288/2021)




Jan Apr Jul Oct
time (03-Oct-2020 to 16-Oct-2021)

Bartels Rotation 2553-2566 – Daily Averages
Leakage Current – M2A – Ground Side
(03-Oct-2020 thru 15-Oct-2021) (277/2020 thru 288/2021)




Jan Apr Jul Oct
time (03-Oct-2020 to 16-Oct-2021)

Bartels Rotation 2553-2566 – Daily Averages
Leakage Current – M2A – High Voltage Side
(03-Oct-2020 thru 15-Oct-2021) (277/2020 thru 288/2021)



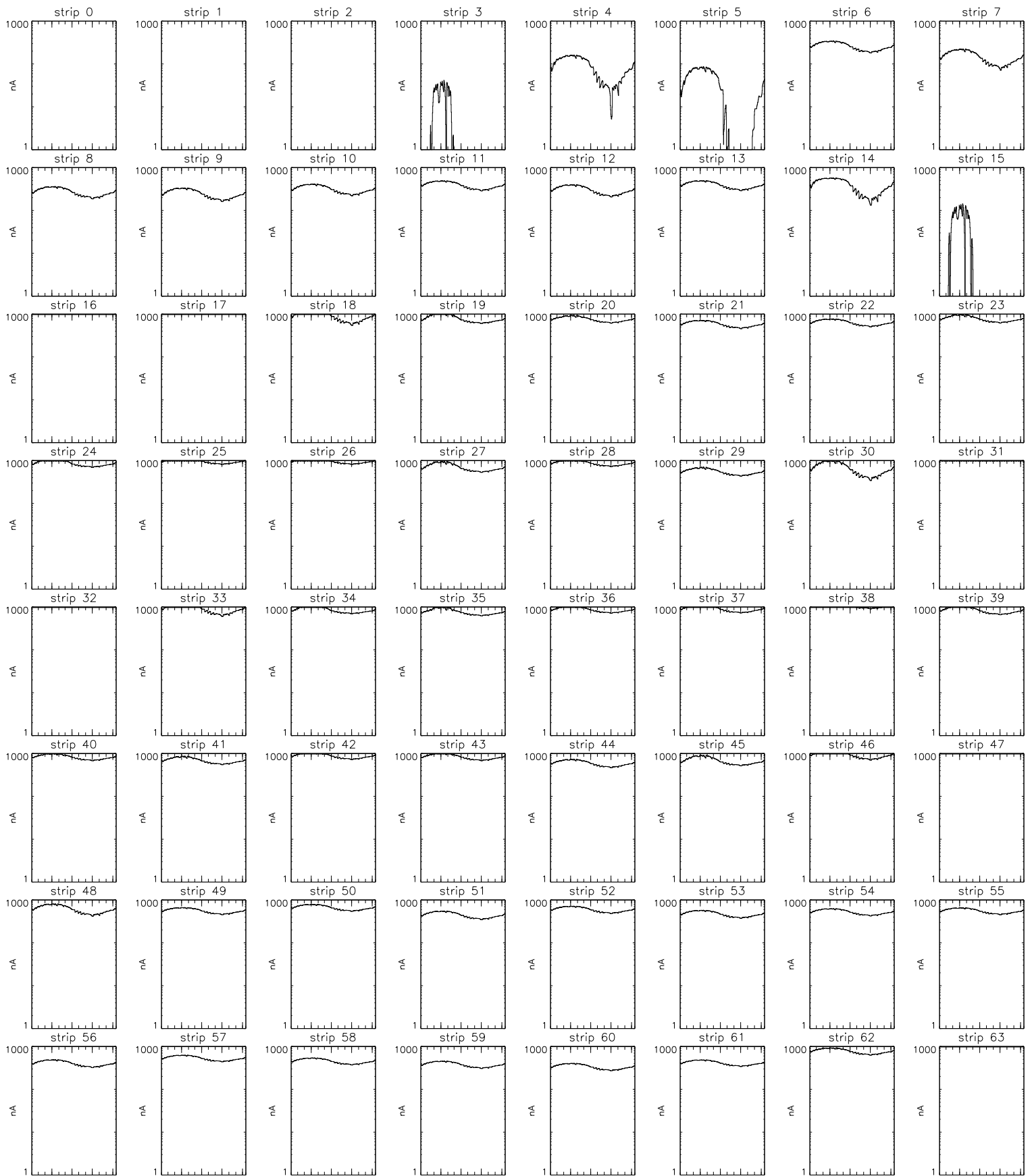
Jan Apr Jul Oct
time (03-Oct-2020 to 16-Oct-2021)

Bartels Rotation 2553-2566 – Daily Averages
Leakage Current – M1B – Ground Side
(03-Oct-2020 thru 15-Oct-2021) (277/2020 thru 288/2021)




Jan Apr Jul Oct
time (03-Oct-2020 to 16-Oct-2021)

Bartels Rotation 2553-2566 – Daily Averages
Leakage Current – M1B – High Voltage Side
(03-Oct-2020 thru 15-Oct-2021) (277/2020 thru 288/2021)




Jan Apr Jul Oct
time (03-Oct-2020 to 16-Oct-2021)

Bartels Rotation 2553-2566 – Daily Averages
Leakage Current – M2B – Ground Side
(03-Oct-2020 thru 15-Oct-2021) (277/2020 thru 288/2021)



Jan Apr Jul Oct
time (03-Oct-2020 to 16-Oct-2021)

Bartels Rotation 2553-2566 – Daily Averages
Leakage Current – M2B – High Voltage Side
(03-Oct-2020 thru 15-Oct-2021) (277/2020 thru 288/2021)



Jan Apr Jul Oct
time (03-Oct-2020 to 16-Oct-2021)