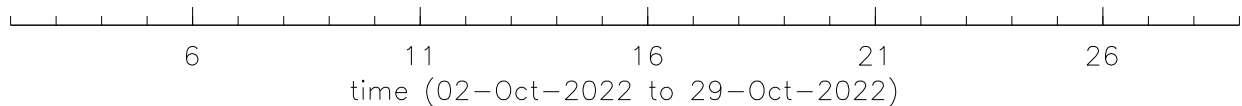

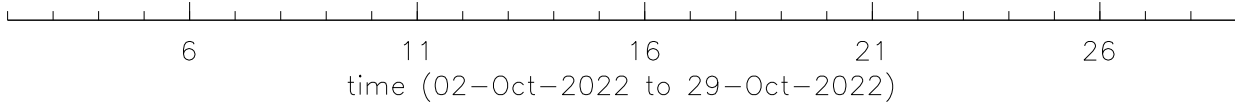



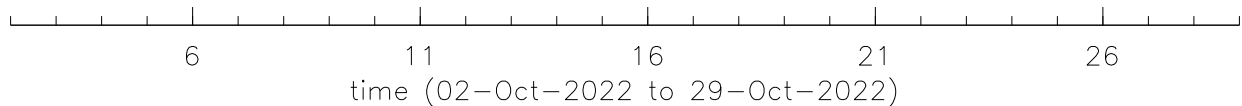

Bartels Rotation 258 – Daily Averages
Leakage Current – M1A – Ground Side
(02-Oct-2022 thru 28-Oct-2022) (275/2022 thru 301/2022)



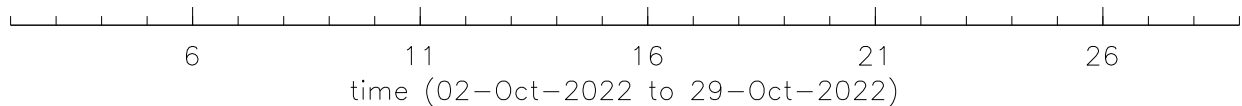

Bartels Rotation 2580 – Daily Averages
Leakage Current – M1A – High Voltage Side
(02-Oct-2022 thru 28-Oct-2022) (275/2022 thru 301/2022)




Bartels Rotation 2580 – Daily Averages
Leakage Current – M2A – Ground Side
(02-Oct-2022 thru 28-Oct-2022) (275/2022 thru 301/2022)




Bartels Rotation 2580 – Daily Averages
Leakage Current – M2A – High Voltage Side
(02-Oct-2022 thru 28-Oct-2022) (275/2022 thru 301/2022)



Bartels Rotation 2580 – Daily Averages
Leakage Current – M1B – Ground Side
(02-Oct-2022 thru 28-Oct-2022) (275/2022 thru 301/2022)

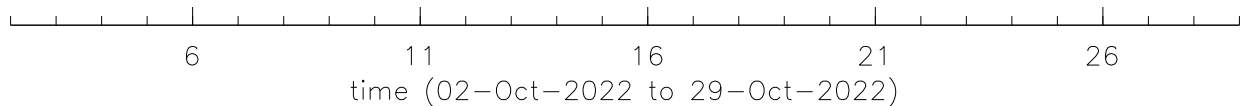



Bartels Rotation 2580 – Daily Averages
Leakage Current – M1B – High Voltage Side
(02-Oct-2022 thru 28-Oct-2022) (275/2022 thru 301/2022)



6 11 16 21 26
time (02-Oct-2022 to 29-Oct-2022)

Bartels Rotation 2580 – Daily Averages
Leakage Current – M2B – Ground Side
(02-Oct-2022 thru 28-Oct-2022) (275/2022 thru 301/2022)



Bartels Rotation 2580 – Daily Averages
Leakage Current – M2B – High Voltage Side
(02-Oct-2022 thru 28-Oct-2022) (275/2022 thru 301/2022)

