



Bartels Rotation 2570-2583 – Daily Averages
Leakage Current – M1A – Ground Side
(05-Jan-2022 thru 17-Jan-2023) (005/2022 thru 017/2023)




Apr Jul Oct Jan
time (05-Jan-2022 to 18-Jan-2023)

Bartels Rotation 2570–2583 – Daily Averages
Leakage Current – M1A – High Voltage Side
(05-Jan-2022 thru 17-Jan-2023) (005/2022 thru 017/2023)




Apr Jul Oct Jan
time (05-Jan-2022 to 18-Jan-2023)

Bartels Rotation 2570–2583 – Daily Averages
Leakage Current – M2A – Ground Side
(05–Jan–2022 thru 17–Jan–2023) (005/2022 thru 017/2023)




Apr Jul Oct Jan
time (05–Jan–2022 to 18–Jan–2023)

Bartels Rotation 2570–2583 – Daily Averages
Leakage Current – M2A – High Voltage Side
(05-Jan-2022 thru 17-Jan-2023) (005/2022 thru 017/2023)




Apr Jul Oct Jan
time (05-Jan-2022 to 18-Jan-2023)

Bartels Rotation 2570–2583 – Daily Averages
Leakage Current – M1B – Ground Side
(05-Jan-2022 thru 17-Jan-2023) (005/2022 thru 017/2023)




Apr Jul Oct Jan
time (05-Jan-2022 to 18-Jan-2023)

Bartels Rotation 2570-2583 - Daily Averages
Leakage Current - M1B - High Voltage Side
(05-Jan-2022 thru 17-Jan-2023) (005/2022 thru 017/2023)




Apr Jul Oct Jan
time (05-Jan-2022 to 18-Jan-2023)

Bartels Rotation 2570–2583 – Daily Averages
Leakage Current – M2B – Ground Side
(05–Jan–2022 thru 17–Jan–2023) (005/2022 thru 017/2023)



Apr Jul Oct Jan
time (05–Jan–2022 to 18–Jan–2023)

Bartels Rotation 2570–2583 – Daily Averages
Leakage Current – M2B – High Voltage Side
(05-Jan-2022 thru 17-Jan-2023) (005/2022 thru 017/2023)



Apr Jul Oct Jan
time (05-Jan-2022 to 18-Jan-2023)