



Bartels Rotation 2574–2587 – Daily Averages
Leakage Current – M1A – Ground Side
(23–Apr–2022 thru 05–May–2023) (113/2022 thru 125/2023)




Jul Oct Jan Apr
time (23–Apr–2022 to 06–May–2023)

Bartels Rotation 2574-2587 - Daily Averages
Leakage Current - M1A - High Voltage Side
(23-Apr-2022 thru 05-May-2023) (113/2022 thru 125/2023)




Jul Oct Jan Apr
time (23-Apr-2022 to 06-May-2023)

Bartels Rotation 2574-2587 - Daily Averages
Leakage Current - M2A - Ground Side
(23-Apr-2022 thru 05-May-2023) (113/2022 thru 125/2023)




Jul Oct Jan Apr
time (23-Apr-2022 to 06-May-2023)

Bartels Rotation 2574-2587 - Daily Averages
Leakage Current - M2A - High Voltage Side
(23-Apr-2022 thru 05-May-2023) (113/2022 thru 125/2023)



Jul Oct Jan Apr
time (23-Apr-2022 to 06-May-2023)

Bartels Rotation 2574-2587 – Daily Averages
Leakage Current – M1B – Ground Side
(23-Apr-2022 thru 05-May-2023) (113/2022 thru 125/2023)



Jul


Oct

Jan

Apr

time (23-Apr-2022 to 06-May-2023)

Bartels Rotation 2574-2587 - Daily Averages
Leakage Current - M1B - High Voltage Side
(23-Apr-2022 thru 05-May-2023) (113/2022 thru 125/2023)



Jul


Oct

Jan

Apr

time (23-Apr-2022 to 06-May-2023)

Bartels Rotation 2574-2587 – Daily Averages
Leakage Current – M2B – Ground Side
(23-Apr-2022 thru 05-May-2023) (113/2022 thru 125/2023)



Jul Oct Jan Apr
time (23-Apr-2022 to 06-May-2023)

Bartels Rotation 2574-2587 - Daily Averages
Leakage Current - M2B - High Voltage Side
(23-Apr-2022 thru 05-May-2023) (113/2022 thru 125/2023)

