



Bartels Rotation 2575–2588 – Daily Averages
Leakage Current – M1A – Ground Side
(20–May–2022 thru 01–Jun–2023) (140/2022 thru 152/2023)




Jul Oct Jan Apr
time (20–May–2022 to 02–Jun–2023)

Bartels Rotation 2575–2588 – Daily Averages
Leakage Current – M1A – High Voltage Side
(20–May–2022 thru 01–Jun–2023) (140/2022 thru 152/2023)




Jul Oct Jan Apr
time (20–May–2022 to 02–Jun–2023)

Bartels Rotation 2575–2588 – Daily Averages
Leakage Current – M2A – Ground Side
(20–May–2022 thru 01–Jun–2023) (140/2022 thru 152/2023)




Jul Oct Jan Apr
time (20–May–2022 to 02–Jun–2023)

Bartels Rotation 2575–2588 – Daily Averages
Leakage Current – M2A – High Voltage Side
(20–May–2022 thru 01–Jun–2023) (140/2022 thru 152/2023)




Jul Oct Jan Apr
time (20–May–2022 to 02–Jun–2023)

Bartels Rotation 2575–2588 – Daily Averages
Leakage Current – M1B – Ground Side
(20–May–2022 thru 01–Jun–2023) (140/2022 thru 152/2023)



Jul Oct Jan Apr
time (20–May–2022 to 02–Jun–2023)

Bartels Rotation 2575-2588 – Daily Averages
Leakage Current – M1B – High Voltage Side
(20-May-2022 thru 01-Jun-2023) (140/2022 thru 152/2023)



Jul


Oct

Jan

Apr


time (20-May-2022 to 02-Jun-2023)

Bartels Rotation 2575–2588 – Daily Averages
Leakage Current – M2B – Ground Side
(20–May–2022 thru 01–Jun–2023) (140/2022 thru 152/2023)



Jul Oct Jan Apr
time (20–May–2022 to 02–Jun–2023)

Bartels Rotation 2575–2588 – Daily Averages
Leakage Current – M2B – High Voltage Side
(20–May–2022 thru 01–Jun–2023) (140/2022 thru 152/2023)



Jul Oct Jan Apr
time (20–May–2022 to 02–Jun–2023)