



Bartels Rotation 2589 – Daily Averages  
Leakage Current – M1A – Ground Side  
(02-Jun-2023 thru 28-Jun-2023) (153/2023 thru 179/2023)

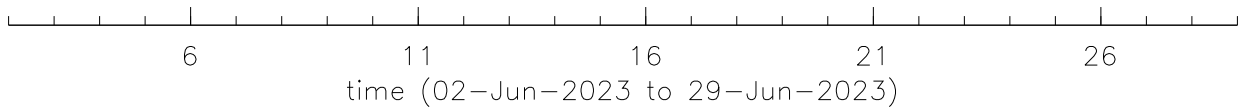



Bartels Rotation 2589 – Daily Averages  
Leakage Current – M1A – High Voltage Side  
(02-Jun-2023 thru 28-Jun-2023) (153/2023 thru 179/2023)

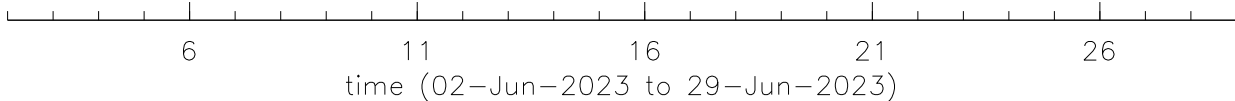



6 11 16 21 26  
time (02-Jun-2023 to 29-Jun-2023)


Bartels Rotation 2589 – Daily Averages  
Leakage Current – M2A – Ground Side  
(02-Jun-2023 thru 28-Jun-2023) (153/2023 thru 179/2023)




Bartels Rotation 2589 – Daily Averages  
Leakage Current – M2A – High Voltage Side  
(02-Jun-2023 thru 28-Jun-2023) (153/2023 thru 179/2023)




Bartels Rotation 2589 – Daily Averages  
Leakage Current – M1B – Ground Side  
(02-Jun-2023 thru 28-Jun-2023) (153/2023 thru 179/2023)



Bartels Rotation 2589 – Daily Averages  
Leakage Current – M1B – High Voltage Side  
(02-Jun-2023 thru 28-Jun-2023) (153/2023 thru 179/2023)



Bartels Rotation 2589 – Daily Averages  
Leakage Current – M2B – Ground Side  
(02-Jun-2023 thru 28-Jun-2023) (153/2023 thru 179/2023)



Bartels Rotation 2589 – Daily Averages  
Leakage Current – M2B – High Voltage Side  
(02-Jun-2023 thru 28-Jun-2023) (153/2023 thru 179/2023)

