



Bartels Rotation 2580-2593 – Daily Averages  
Leakage Current – M1A – Ground Side  
(02-Oct-2022 thru 14-Oct-2023) (275/2022 thru 287/2023)




Jan Apr Jul Oct  
time (02-Oct-2022 to 15-Oct-2023)

Bartels Rotation 2580-2593 – Daily Averages  
Leakage Current – M1A – High Voltage Side  
(02-Oct-2022 thru 14-Oct-2023) (275/2022 thru 287/2023)




Jan Apr Jul Oct  
time (02-Oct-2022 to 15-Oct-2023)

Bartels Rotation 2580-2593 – Daily Averages  
Leakage Current – M2A – Ground Side  
(02-Oct-2022 thru 14-Oct-2023) (275/2022 thru 287/2023)




Jan Apr Jul Oct  
time (02-Oct-2022 to 15-Oct-2023)

Bartels Rotation 2580-2593 - Daily Averages  
Leakage Current - M2A - High Voltage Side  
(02-Oct-2022 thru 14-Oct-2023) (275/2022 thru 287/2023)



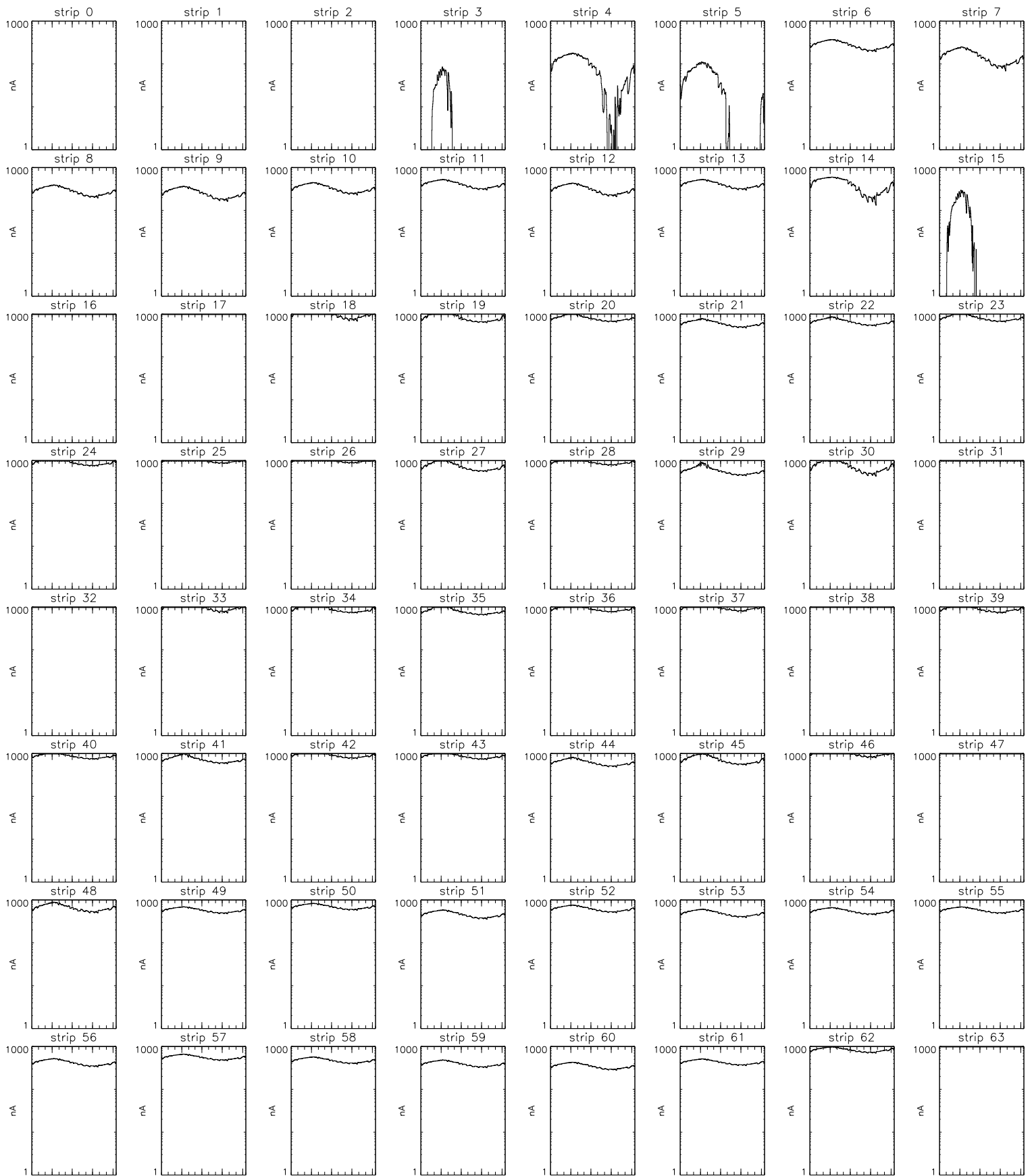
Jan Apr Jul Oct  
time (02-Oct-2022 to 15-Oct-2023)

Bartels Rotation 2580-2593 – Daily Averages  
Leakage Current – M1B – Ground Side  
(02-Oct-2022 thru 14-Oct-2023) (275/2022 thru 287/2023)




Jan Apr Jul Oct  
time (02-Oct-2022 to 15-Oct-2023)

Bartels Rotation 2580-2593 – Daily Averages  
Leakage Current – M1B – High Voltage Side  
(02-Oct-2022 thru 14-Oct-2023) (275/2022 thru 287/2023)




Jan Apr Jul Oct  
time (02-Oct-2022 to 15-Oct-2023)

Bartels Rotation 2580-2593 – Daily Averages  
Leakage Current – M2B – Ground Side  
(02-Oct-2022 thru 14-Oct-2023) (275/2022 thru 287/2023)



Jan Apr Jul Oct  
time (02-Oct-2022 to 15-Oct-2023)

Bartels Rotation 2580-2593 – Daily Averages  
Leakage Current – M2B – High Voltage Side  
(02-Oct-2022 thru 14-Oct-2023) (275/2022 thru 287/2023)



Jan Apr Jul Oct  
time (02-Oct-2022 to 15-Oct-2023)