



Bartels Rotation 2594 – Daily Averages
Leakage Current – M1A – Ground Side
(15-Oct-2023 thru 10-Nov-2023) (288/2023 thru 314/2023)




16 21 26 Nov 1 6 11
time (15-Oct-2023 to 11-Nov-2023)

Bartels Rotation 2594 – Daily Averages
 Leakage Current – M1A – High Voltage Side
 (15-Oct-2023 thru 10-Nov-2023) (288/2023 thru 314/2023)




16 21 26 Nov 1 6 11
 time (15-Oct-2023 to 11-Nov-2023)

Bartels Rotation 2594 – Daily Averages
Leakage Current – M2A – Ground Side
(15-Oct-2023 thru 10-Nov-2023) (288/2023 thru 314/2023)




16 21 26 Nov 1 6 11
time (15-Oct-2023 to 11-Nov-2023)

Bartels Rotation 2594 – Daily Averages
Leakage Current – M2A – High Voltage Side
(15-Oct-2023 thru 10-Nov-2023) (288/2023 thru 314/2023)




16 21 26 Nov 1 6 11
time (15-Oct-2023 to 11-Nov-2023)

Bartels Rotation 2594 – Daily Averages
Leakage Current – M1B – Ground Side
(15-Oct-2023 thru 10-Nov-2023) (288/2023 thru 314/2023)




16 21 26 Nov 1 6 11
time (15-Oct-2023 to 11-Nov-2023)

Bartels Rotation 2594 – Daily Averages
 Leakage Current – M1B – High Voltage Side
 (15-Oct-2023 thru 10-Nov-2023) (288/2023 thru 314/2023)




16 21 26 Nov 1 6 11
 time (15-Oct-2023 to 11-Nov-2023)

Bartels Rotation 2594 – Daily Averages
Leakage Current – M2B – Ground Side
(15-Oct-2023 thru 10-Nov-2023) (288/2023 thru 314/2023)



16 21 26 Nov 1 6 11
time (15-Oct-2023 to 11-Nov-2023)

Bartels Rotation 2594 – Daily Averages
Leakage Current – M2B – High Voltage Side
(15-Oct-2023 thru 10-Nov-2023) (288/2023 thru 314/2023)



16 21 26 Nov 1 6 11
time (15-Oct-2023 to 11-Nov-2023)