


Bartels Rotation 2582-2595 – Daily Averages
Leakage Current – M1A – Ground Side
(25-Nov-2022 thru 07-Dec-2023) (329/2022 thru 341/2023)



Jan


Apr

Jul


Oct

time (25-Nov-2022 to 08-Dec-2023)

Bartels Rotation 2582–2595 – Daily Averages
Leakage Current – M1A – High Voltage Side
(25–Nov–2022 thru 07–Dec–2023) (329/2022 thru 341/2023)




Bartels Rotation 2582-2595 – Daily Averages
Leakage Current – M2A – Ground Side
(25-Nov-2022 thru 07-Dec-2023) (329/2022 thru 341/2023)



Jan Apr Jul Oct
time (25-Nov-2022 to 08-Dec-2023)

Bartels Rotation 2582-2595 - Daily Averages
Leakage Current - M2A - High Voltage Side
(25-Nov-2022 thru 07-Dec-2023) (329/2022 thru 341/2023)



Jan


Apr

Jul


Oct

time (25-Nov-2022 to 08-Dec-2023)


Bartels Rotation 2582-2595 – Daily Averages
Leakage Current – M1B – Ground Side
(25-Nov-2022 thru 07-Dec-2023) (329/2022 thru 341/2023)




Bartels Rotation 2582-2595 – Daily Averages
Leakage Current – M1B – High Voltage Side
(25-Nov-2022 thru 07-Dec-2023) (329/2022 thru 341/2023)



Bartels Rotation 2582-2595 – Daily Averages
Leakage Current – M2B – Ground Side
(25-Nov-2022 thru 07-Dec-2023) (329/2022 thru 341/2023)



Bartels Rotation 2582-2595 - Daily Averages
Leakage Current - M2B - High Voltage Side
(25-Nov-2022 thru 07-Dec-2023) (329/2022 thru 341/2023)



Jan

Apr

Jul

Oct

time (25-Nov-2022 to 08-Dec-2023)