


Bartels Rotation 2585–2598 – Daily Averages
Leakage Current – M1A – Ground Side
(14–Feb–2023 thru 26–Feb–2024) (045/2023 thru 057/2024)



Apr


Jul

Oct

Jan

time (14–Feb–2023 to 27–Feb–2024)

Bartels Rotation 2585-2598 – Daily Averages
Leakage Current – M1A – High Voltage Side
(14-Feb-2023 thru 26-Feb-2024) (045/2023 thru 057/2024)



Apr


Jul

Oct

Jan

time (14-Feb-2023 to 27-Feb-2024)

Bartels Rotation 2585–2598 – Daily Averages
Leakage Current – M2A – Ground Side
(14–Feb–2023 thru 26–Feb–2024) (045/2023 thru 057/2024)



Apr


Jul

Oct

Jan

time (14–Feb–2023 to 27–Feb–2024)

Bartels Rotation 2585-2598 – Daily Averages
Leakage Current – M2A – High Voltage Side
(14-Feb-2023 thru 26-Feb-2024) (045/2023 thru 057/2024)



Apr


Jul

Oct

Jan

time (14-Feb-2023 to 27-Feb-2024)

Bartels Rotation 2585–2598 – Daily Averages
Leakage Current – M1B – Ground Side
(14–Feb–2023 thru 26–Feb–2024) (045/2023 thru 057/2024)



Apr


Jul

Oct

Jan

time (14–Feb–2023 to 27–Feb–2024)

Bartels Rotation 2585–2598 – Daily Averages
Leakage Current – M1B – High Voltage Side
(14–Feb–2023 thru 26–Feb–2024) (045/2023 thru 057/2024)



Apr


Jul

Oct

Jan

time (14–Feb–2023 to 27–Feb–2024)

Bartels Rotation 2585–2598 – Daily Averages
Leakage Current – M2B – Ground Side
(14–Feb–2023 thru 26–Feb–2024) (045/2023 thru 057/2024)



Apr


Jul

Oct

Jan

time (14–Feb–2023 to 27–Feb–2024)

Bartels Rotation 2585–2598 – Daily Averages
Leakage Current – M2B – High Voltage Side
(14–Feb–2023 thru 26–Feb–2024) (045/2023 thru 057/2024)



Apr

Jul

Oct

Jan

time (14–Feb–2023 to 27–Feb–2024)