


Bartels Rotation 2589-2602 – Daily Averages
Leakage Current – M1A – Ground Side
(02-Jun-2023 thru 13-Jun-2024) (153/2023 thru 165/2024)



Jul


Oct

Jan

Apr

time (02-Jun-2023 to 14-Jun-2024)

Bartels Rotation 2589-2602 – Daily Averages
Leakage Current – M1A – High Voltage Side
(02-Jun-2023 thru 13-Jun-2024) (153/2023 thru 165/2024)



Jul


Oct

Jan

Apr

time (02-Jun-2023 to 14-Jun-2024)

Bartels Rotation 2589-2602 – Daily Averages
Leakage Current – M2A – Ground Side
(02-Jun-2023 thru 13-Jun-2024) (153/2023 thru 165/2024)



Jul


Oct

Jan

Apr

time (02-Jun-2023 to 14-Jun-2024)

Bartels Rotation 2589-2602 - Daily Averages
Leakage Current - M2A - High Voltage Side
(02-Jun-2023 thru 13-Jun-2024) (153/2023 thru 165/2024)



Jul


Oct

Jan

Apr

time (02-Jun-2023 to 14-Jun-2024)

Bartels Rotation 2589-2602 – Daily Averages
Leakage Current – M1B – Ground Side
(02-Jun-2023 thru 13-Jun-2024) (153/2023 thru 165/2024)



Jul


Oct

Jan

Apr

time (02-Jun-2023 to 14-Jun-2024)

Bartels Rotation 2589-2602 – Daily Averages
Leakage Current – M1B – High Voltage Side
(02-Jun-2023 thru 13-Jun-2024) (153/2023 thru 165/2024)



Jul


Oct

Jan

Apr

time (02-Jun-2023 to 14-Jun-2024)

Bartels Rotation 2589-2602 – Daily Averages
Leakage Current – M2B – Ground Side
(02-Jun-2023 thru 13-Jun-2024) (153/2023 thru 165/2024)



Jul


Oct

Jan

Apr

time (02-Jun-2023 to 14-Jun-2024)

Bartels Rotation 2589-2602 – Daily Averages
Leakage Current – M2B – High Voltage Side
(02-Jun-2023 thru 13-Jun-2024) (153/2023 thru 165/2024)



Jul

Oct

Jan

Apr

time (02-Jun-2023 to 14-Jun-2024)