



Bartels Rotation 2590-2603 – Daily Averages
Leakage Current – M1A – Ground Side
(29-Jun-2023 thru 10-Jul-2024) (180/2023 thru 192/2024)




Jul Oct Jan Apr Jul
time (29-Jun-2023 to 11-Jul-2024)

Bartels Rotation 2590-2603 - Daily Averages
Leakage Current - M1A - High Voltage Side
(29-Jun-2023 thru 10-Jul-2024) (180/2023 thru 192/2024)




Jul Oct Jan Apr Jul
time (29-Jun-2023 to 11-Jul-2024)

Bartels Rotation 2590–2603 – Daily Averages
Leakage Current – M2A – Ground Side
(29–Jun–2023 thru 10–Jul–2024) (180/2023 thru 192/2024)




Jul Oct Jan Apr Jul
time (29–Jun–2023 to 11–Jul–2024)

Bartels Rotation 2590–2603 – Daily Averages
Leakage Current – M2A – High Voltage Side
(29–Jun–2023 thru 10–Jul–2024) (180/2023 thru 192/2024)




Jul Oct Jan Apr Jul
time (29–Jun–2023 to 11–Jul–2024)

Bartels Rotation 2590-2603 – Daily Averages
Leakage Current – M1B – Ground Side
(29-Jun-2023 thru 10-Jul-2024) (180/2023 thru 192/2024)




Jul Oct Jan Apr Jul
time (29-Jun-2023 to 11-Jul-2024)

Bartels Rotation 2590-2603 - Daily Averages
Leakage Current - M1B - High Voltage Side
(29-Jun-2023 thru 10-Jul-2024) (180/2023 thru 192/2024)




Jul Oct Jan Apr Jul
time (29-Jun-2023 to 11-Jul-2024)

Bartels Rotation 2590–2603 – Daily Averages
Leakage Current – M2B – Ground Side
(29–Jun–2023 thru 10–Jul–2024) (180/2023 thru 192/2024)



Jul Oct Jan Apr Jul
time (29–Jun–2023 to 11–Jul–2024)

Bartels Rotation 2590–2603 – Daily Averages
Leakage Current – M2B – High Voltage Side
(29–Jun–2023 thru 10–Jul–2024) (180/2023 thru 192/2024)



Jul Oct Jan Apr Jul
time (29–Jun–2023 to 11–Jul–2024)