



Bartels Rotation 2593–2606 – Daily Averages
Leakage Current – M1A – Ground Side
(18–Sep–2023 thru 29–Sep–2024) (261/2023 thru 273/2024)




Oct Jan Apr Jul
time (18–Sep–2023 to 30–Sep–2024)

Bartels Rotation 2593-2606 – Daily Averages
Leakage Current – M1A – High Voltage Side
(18-Sep-2023 thru 29-Sep-2024) (261/2023 thru 273/2024)



Oct Jan Apr Jul
time (18-Sep-2023 to 30-Sep-2024)

Bartels Rotation 2593-2606 – Daily Averages
Leakage Current – M2A – Ground Side
(18-Sep-2023 thru 29-Sep-2024) (261/2023 thru 273/2024)



Oct


Jan

Apr

Jul


time (18-Sep-2023 to 30-Sep-2024)

Bartels Rotation 2593-2606 – Daily Averages
Leakage Current – M2A – High Voltage Side
(18-Sep-2023 thru 29-Sep-2024) (261/2023 thru 273/2024)



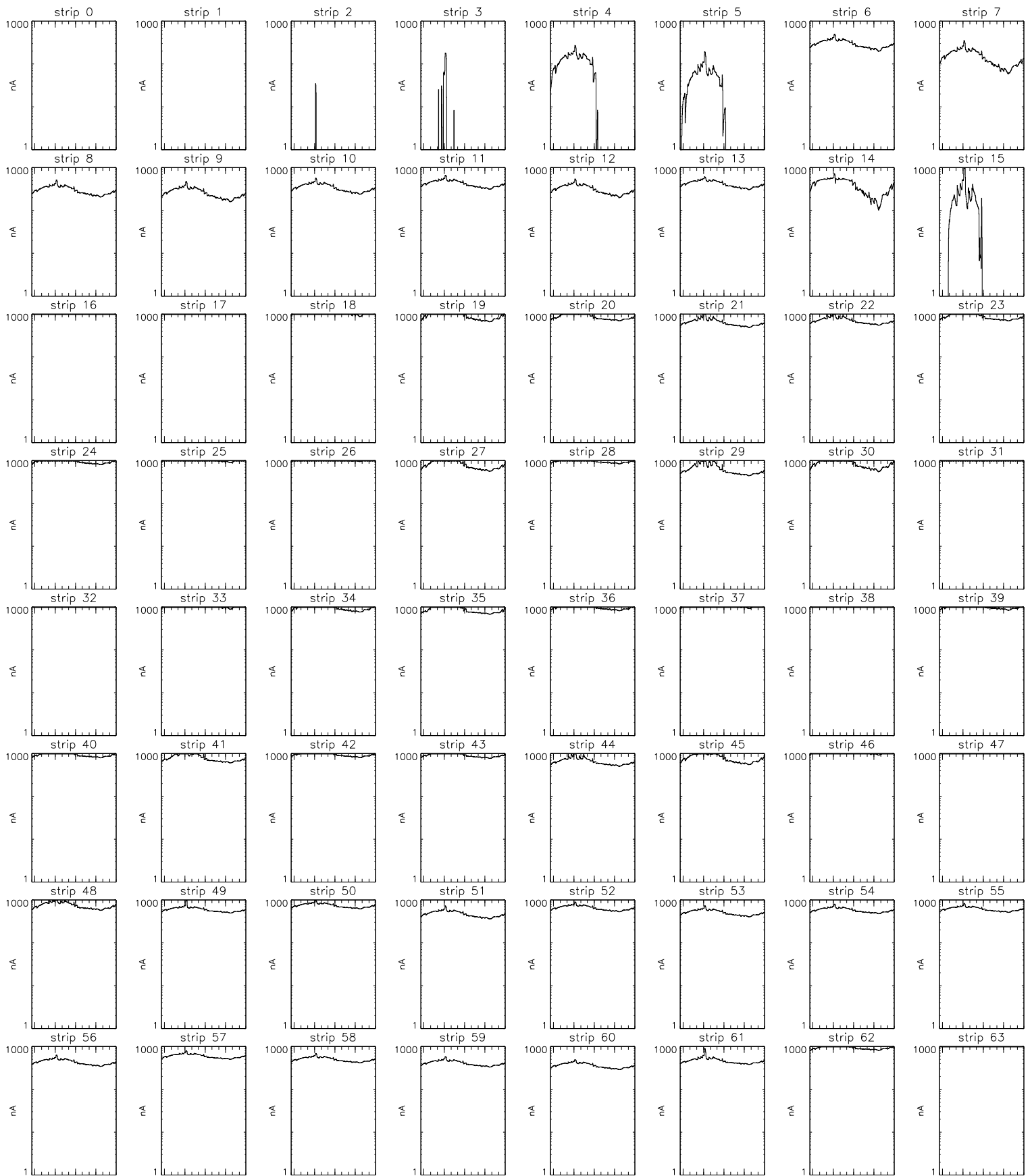
Oct Jan Apr Jul
time (18-Sep-2023 to 30-Sep-2024)

Bartels Rotation 2593–2606 – Daily Averages
Leakage Current – M1B – Ground Side
(18–Sep–2023 thru 29–Sep–2024) (261/2023 thru 273/2024)



Oct Jan Apr Jul
time (18–Sep–2023 to 30–Sep–2024)

Bartels Rotation 2593-2606 – Daily Averages
Leakage Current – M1B – High Voltage Side
(18-Sep-2023 thru 29-Sep-2024) (261/2023 thru 273/2024)



Oct


Jan

Apr

Jul

time (18-Sep-2023 to 30-Sep-2024)

Bartels Rotation 2593–2606 – Daily Averages
Leakage Current – M2B – Ground Side
(18–Sep–2023 thru 29–Sep–2024) (261/2023 thru 273/2024)



Oct


Jan

Apr

Jul

time (18–Sep–2023 to 30–Sep–2024)

Bartels Rotation 2593–2606 – Daily Averages
Leakage Current – M2B – High Voltage Side
(18–Sep–2023 thru 29–Sep–2024) (261/2023 thru 273/2024)



Oct

Jan

Apr

Jul

time (18–Sep–2023 to 30–Sep–2024)