


Bartels Rotation 2594–2607 – Daily Averages  
Leakage Current – M1A – Ground Side  
(15–Oct–2023 thru 26–Oct–2024) (288/2023 thru 300/2024)



Jan


Apr

Jul

Oct

time (15–Oct–2023 to 27–Oct–2024)


Bartels Rotation 2594-2607 – Daily Averages  
Leakage Current – M1A – High Voltage Side  
(15-Oct-2023 thru 26-Oct-2024) (288/2023 thru 300/2024)



Jan Apr Jul Oct

time (15-Oct-2023 to 27-Oct-2024)


Bartels Rotation 2594-2607 – Daily Averages  
Leakage Current – M2A – Ground Side  
(15-Oct-2023 thru 26-Oct-2024) (288/2023 thru 300/2024)



Jan Apr Jul Oct

time (15-Oct-2023 to 27-Oct-2024)


Bartels Rotation 2594–2607 – Daily Averages  
Leakage Current – M2A – High Voltage Side  
(15–Oct–2023 thru 26–Oct–2024) (288/2023 thru 300/2024)



Jan Apr Jul Oct


time (15–Oct–2023 to 27–Oct–2024)

Bartels Rotation 2594–2607 – Daily Averages  
Leakage Current – M1B – Ground Side  
(15–Oct–2023 thru 26–Oct–2024) (288/2023 thru 300/2024)




Jan Apr Jul Oct  
time (15–Oct–2023 to 27–Oct–2024)

Bartels Rotation 2594–2607 – Daily Averages  
Leakage Current – M1B – High Voltage Side  
(15–Oct–2023 thru 26–Oct–2024) (288/2023 thru 300/2024)



Jan Apr Jul Oct  
time (15–Oct–2023 to 27–Oct–2024)


Bartels Rotation 2594–2607 – Daily Averages  
Leakage Current – M2B – Ground Side  
(15–Oct–2023 thru 26–Oct–2024) (288/2023 thru 300/2024)



Jan Apr Jul Oct

time (15–Oct–2023 to 27–Oct–2024)

Bartels Rotation 2594–2607 – Daily Averages  
Leakage Current – M2B – High Voltage Side  
(15–Oct–2023 thru 26–Oct–2024) (288/2023 thru 300/2024)



Jan Apr Jul Oct  
time (15–Oct–2023 to 27–Oct–2024)