



Bartels Rotation 2595–2608 – Daily Averages
Leakage Current – M1A – Ground Side
(11–Nov–2023 thru 22–Nov–2024) (315/2023 thru 327/2024)




Jan Apr Jul Oct
time (11–Nov–2023 to 23–Nov–2024)

Bartels Rotation 2595–2608 – Daily Averages
Leakage Current – M1A – High Voltage Side
(11–Nov–2023 thru 22–Nov–2024) (315/2023 thru 327/2024)




Jan Apr Jul Oct
time (11–Nov–2023 to 23–Nov–2024)

Bartels Rotation 2595–2608 – Daily Averages
Leakage Current – M2A – Ground Side
(11–Nov–2023 thru 22–Nov–2024) (315/2023 thru 327/2024)




Jan Apr Jul Oct
time (11–Nov–2023 to 23–Nov–2024)

Bartels Rotation 2595-2608 – Daily Averages
Leakage Current – M2A – High Voltage Side
(11-Nov-2023 thru 22-Nov-2024) (315/2023 thru 327/2024)




Jan Apr Jul Oct
time (11-Nov-2023 to 23-Nov-2024)

Bartels Rotation 2595–2608 – Daily Averages
Leakage Current – M1B – Ground Side
(11–Nov–2023 thru 22–Nov–2024) (315/2023 thru 327/2024)




Jan Apr Jul Oct
time (11–Nov–2023 to 23–Nov–2024)

Bartels Rotation 2595–2608 – Daily Averages
Leakage Current – M1B – High Voltage Side
(11–Nov–2023 thru 22–Nov–2024) (315/2023 thru 327/2024)




Jan Apr Jul Oct
time (11–Nov–2023 to 23–Nov–2024)

Bartels Rotation 2595–2608 – Daily Averages
Leakage Current – M2B – Ground Side
(11–Nov–2023 thru 22–Nov–2024) (315/2023 thru 327/2024)



Jan Apr Jul Oct
time (11–Nov–2023 to 23–Nov–2024)

Bartels Rotation 2595–2608 – Daily Averages
Leakage Current – M2B – High Voltage Side
(11–Nov–2023 thru 22–Nov–2024) (315/2023 thru 327/2024)



Jan

Apr

Jul

Oct

time (11–Nov–2023 to 23–Nov–2024)