


Bartels Rotation 2596–2609 – Daily Averages  
Leakage Current – M1A – Ground Side  
(08-Dec-2023 thru 19-Dec-2024) (342/2023 thru 354/2024)



Jan


Apr

Jul

Oct


time (08-Dec-2023 to 20-Dec-2024)

Bartels Rotation 2596-2609 – Daily Averages  
Leakage Current – M1A – High Voltage Side  
(08-Dec-2023 thru 19-Dec-2024) (342/2023 thru 354/2024)



Jan Apr Jul Oct  
time (08-Dec-2023 to 20-Dec-2024)

Bartels Rotation 2596–2609 – Daily Averages  
Leakage Current – M2A – Ground Side  
(08-Dec-2023 thru 19-Dec-2024) (342/2023 thru 354/2024)



Jan


Apr

Jul

Oct


time (08-Dec-2023 to 20-Dec-2024)

Bartels Rotation 2596-2609 - Daily Averages  
Leakage Current - M2A - High Voltage Side  
(08-Dec-2023 thru 19-Dec-2024) (342/2023 thru 354/2024)




Jan Apr Jul Oct  
time (08-Dec-2023 to 20-Dec-2024)

Bartels Rotation 2596–2609 – Daily Averages  
Leakage Current – M1B – Ground Side  
(08–Dec–2023 thru 19–Dec–2024) (342/2023 thru 354/2024)




Jan Apr Jul Oct  
time (08–Dec–2023 to 20–Dec–2024)

Bartels Rotation 2596–2609 – Daily Averages  
Leakage Current – M1B – High Voltage Side  
(08-Dec-2023 thru 19-Dec-2024) (342/2023 thru 354/2024)




Bartels Rotation 2596–2609 – Daily Averages  
Leakage Current – M2B – Ground Side  
(08-Dec-2023 thru 19-Dec-2024) (342/2023 thru 354/2024)



Jan Apr Jul Oct  
time (08-Dec-2023 to 20-Dec-2024)

Bartels Rotation 2596–2609 – Daily Averages  
Leakage Current – M2B – High Voltage Side  
(08-Dec-2023 thru 19-Dec-2024) (342/2023 thru 354/2024)



Jan

Apr

Jul

Oct

time (08-Dec-2023 to 20-Dec-2024)